



# Melody-B

	Lower Case	Upper Case	Option 1 2 3 4 5 6 7 8 9 0	Shift+Option		
1-0						
Quarter Heads		Half Heads	Small Numbers	Naturals	Hyphen	Equal
Q-P						
Half Notes		Whole Notes	Up: 2x1	Up: 1x1	Left [	Right ]
A-;						
Quarter Notes		Eighth Notes	Sixteenth Notes	Stem	Apostrophe	Backslas
Z-/ 						
Staff & Dots	High G & Low A	Down: 2x1	Down: 1x1	Øn aAoON	Grave `	
Ø`aeiou	Ø`AEIU	Øe aEiou	Øi aeE	Øi ouU	Øu aeioy	Øu

Ø = Option Key. To access these option combination keys, hold down the option key and type the first letter of symbol; after letting up on the option key, then type the second letter.

NOTE: For Option plus the letter "e", "i", "u" or "n", the letter must be typed a second time after releasing the option key.

© St. Meinrad Archabbey — St. Meinrad IN 47577, 1996

1 November 1996 — Feast of All Saints

# Melody-C

	Lower Case	Upper Case	Option	Shift+Option		
1-0						
	Up: 3 wide	Up: 4 wide	Eighth+Sixteenth	Sixteenths	Hyphen	Equal
Q-P						
	Down: 3 wide	Down: 4 wide	Eighth+Sixteenth	Sixteenths	Left [	Right ]
A-;						
	Staff & Dots	High f & Low B	Down 4th & 5th	Up 4th & 5th	Øn aAoON	Grave `
	Ø`aeiou	Ø`AEIU	Øe aEiou	Øi aeE	Øi ouU	Øu aeioy
						Øu AEOUY

Ø = Option Key. To access these option combination keys, hold down the option key and type the first letter of symbol; after letting up on the option key, then type the second letter.

NOTE: For Option plus the letter "e", "i", "u" or "n", the letter must be typed a second time after releasing the option key.







© St. Meinrad Archabbey — St. Meinrad IN 47577, 1996

1 November 1996 — Feast of All Saints

## SHORT NOTES:

**IMPORTANT:** Fractional Width Display: In some programs, such as WordPerfect™, you must turn on this feature in you Page Setup so that what you see on the screen is exactly what prints. This is even more precise than normal WYSIWYG.

The keyboard is arranged so that the keys correspond to the same note from line to line and when used with the shift and option keys:

									
1	2	3	4	5	6	7	8	9	0
Q	W	E	R	T	Y	U	I	O	P
A	S	D	F	G	H	J	K	L	;
<i>partly</i> Z	X	C	V	B	N	M	,	.	/

Fill in between the notes with staff lines which are provide in various width: x=3 units wide; c=1 unit; v= 1/2 unit, and b=1/3 unit. Use the smaller widths to center the note over the correct syllable of the text.

Most notes and symbols are one unit wide when they appear on the charts with their staff lines. Those without staff line have a zero width to that more than one note or symbol can be placed in the same space. As a result, either staff line (c) or a note with lines must be typed over them.

To form time signatures, type the number without lines, located on the bracket keys in Melody-A. Then type the numbers with line (option 1-0). The left bracket in melody-B provides a bar rest. The small numbers in Melody-B can be used for the number of measures, triplets, or verses.

**Slurs and Ties:** A simple set of these symbols are included with the fonts, but they can be more easily created by the drawing program in many desktop and word-processing programs. Melody-B has a variable length tie which is created with the bracket and the backslash in their option and shift + option positions.

Melody-B provides some limited capability for simple harmonies and the construction of more complicated beamed notes.

**Beamed Notes:** A basic set of beamed notes two units wide appears in Melody-A. The straight beamed note can be extended (shift+option Q-P), and notes dropping down can be connected with the “stem pieces” (shift+option A-;). The “Up” and “Down” beamed notes in “A” will accommodate either a second or third.

Melody-B provides various pieces for constructing beamed notes, and Melody-C has been added to provide the most common examples. This is true for the wider beamed notes in “C” which also includes beams for jumps of fourths and fifths. The “Stem pieces” can also be used to fill in gaps if a note drops more than a third.

Below are examples to demonstrate some of the possibilities of these fonts:



The image displays five staves of musical notation. The first staff is in 2/4 time, showing eighth and sixteenth notes with various beaming and slurs. The second staff is in 2/4 time, showing eighth notes with beams and slurs. The third staff is in 3/4 time, showing eighth notes with beams and slurs. The fourth staff is in common time (C), showing eighth notes with beams and slurs. The fifth staff is in 2/4 time, showing eighth notes with beams and slurs, including a 'Cantors' marking and a repeat sign.

If you need to do more than Melody allows, then use one of the powerful music programs. This font was designed to do simple things simply.

Melody fonts are printed here at 18 points and in the charts at 24 points. They were designed for 30 points or so.

© St. Meinrad Archabbey — St. Meinrad IN 47577, 1996

1 November 1996 — Feast of All Saints